





-  Loctite 271 (92-608A20)
-  Perfect Seal (92-34227-1)
-  Loctite 980 (92-809633)
-  2-4-C With Teflon (92-A25407A12)

# Mercury 200 Efi Parts Diagram

**Brunswick Corporation. Mercury  
Marine**



## **Mercury 200 Efi Parts Diagram:**

**Seloc Mercury/Mariner Outboards, 1990-00 Repair Manual** Scott A. Freeman,1900      Boating ,1998-01  
Boating ,2001-01      **Building High-Performance Fox Mustangs on a Budget** George Reid,2004 Covers all 5 0 liter Mustangs 1979 1995 Cover      *Lakeland Boating* ,2001      *Comfort* ,1921      *Autocar & Motor* ,1993      *Consumers Index to Product Evaluations and Information Sources* ,1998      Electronic Engineering ,1936      **The Autocar** ,1986      Motor Cycling and Motoring ,1988      **Modern Photography** ,1959      **Autocar** ,1995      Congressional Record United States. Congress,1977      **Mercury Parts Interchange Manual 1950-1965** F. D. Harper,2012-02-01 This parts interchange manual has been designed to help you in the purchase and identification of original equipment parts It should save you many hours of time locating the parts you need With this manual you will know exactly what parts from which vehicles are identical There may be no need to pay a high price for a supposedly rare part when it may be identical to many other FOMOCO parts This manual may not only save you money it could be a great reference source for your restoration project It includes model identification VIN tag information engine codes transmission identification original factory part numbers and for certain parts casting numbers Only includes cars that were in production 1950 to 1965 It does not include interchanges for newer cars The manual is broken down by the major groups listed below and each of these groups is further broken down into specific parts For example under the body group it lists everything from bumpers to window regulators Below are the groups and a sample of what is included in each group Axel group Shafts housing gears etc Bearing group Pinion wheel etc Body group Fenders grilles doors bumpers etc Brake group Drums master cylinders shoes etc Clutch group Cover disc etc Cooling group Radiator water pump etc Electrical group Alternator horn distributor wiper motors etc Engine group Camshaft crankshafts heads manifolds etc covers 6 cylinder up to the 430 Fuel group Carburetors fuel pumps tanks etc Suspension group Springs shocks tie rods etc Transmission group Complete transmissions gears shaft etc Glass group Windshield back window vent door Wheel group Hubs Covers the models below Mercury Colony Park Comer Commuter Custom Cyclone Eight Marauder Meteor Montclair Monterey Park Lane S 22 S 33 S 55 Turnpike Cruiser Voyager Lincoln Capri Continental Cosmopolitan Custom Lido Mark Series Premiere Ford 300 Country Sedan Country Squire Crestline Crestliner Crown Victoria Custom Deluxe Custom 500 Customline Del Rio Deluxe Fairlane Falcon Galaxie Mustang Parklane Ranchero Ranch Wagon Skyliner Starliner Squire Thunderbird Ltd Mainline Edsel Citation Corsair Pacer Ranger      **Mercury/Mariner 75-250 HP Two-Stroke 1998-2009** Editors of Clymer Manuals,2015-12-01 Mercury Mariner 65 Jet 1998 2009 Mercury Mariner 75 HP 1998 2009 Mercury Mariner 80 Jet 1998 2009 Mercury Mariner 90 Jet 1998 2009 Mercury Mariner 100 HP 1998 2009 Mercury Mariner 105 Jet 1998 2009 Mercury Mariner 115 HP 4 Cyl 1998 2009 Mercury Mariner 115 HP Optimax V 6 1998 2009 Mercury Mariner 125 HP 1998 2009 Mercury Mariner 135 HP 1998 2009 Mercury Mariner 135 HP Optimax 1998 2009 Mercury Mariner 140 Jet 1998 2009 Mercury Mariner 150 HP Carburetor Equipped 1998 2009 Mercury Mariner

150 HP EFI 1998 2009 Mercury Mariner 150 XR6 1998 2009 Mercury Mariner 150 HP Optimax 1998 2009 Mercury Mariner 150 Mag III 1998 2009 Mercury Mariner 175 HP Carburetor Equipped 1998 2009 Mercury Mariner 175 HP EFI 1998 2009 Mercury Mariner 175 HP Optimax 1998 2009 Mercury Mariner 200 HP Carburetor Equipped 1998 2009 Mercury Mariner 200 HP EFI 1998 2009 Mercury Mariner 200 HP Optimax 1998 2009 Mercury Mariner 225 HP Carburetor Equipped 1998 2009 Mercury Mariner 225 HP EFI 1998 2009 Mercury Mariner 225 HP Optimax 1998 2009 Mercury Mariner 250 HP EFI 1998 2009 TROUBLESHOOTING LUBRICATION MAINTENANCE AND TUNE UP ENGINE TOP END ENGINE LOWER END CLUTCH AND EXTERNAL SHIFT MECHANISM TRANSMISSION AND INTERNAL SHIFT MECHANISM FUEL EMISSION CONTROL AND EXHAUST SYSTEMS ELECTRICAL SYSTEM COOLING SYSTEM WHEELS TIRES AND DRIVE CHAIN FRONT SUSPENSION AND STEERING REAR SUSPENSION BRAKES BODY AND FRAME COLOR WIRING DIAGRAMS

*MerCruiser 888 Engine Parts Manual* Brunswick Corporation. Mercury Marine,1976      *MerCruiser 233 Engine Parts Manual* Brunswick Corporation. Mercury Marine,1976      *Mercury Parts Interchange Manual 1963-1974* F. D. Harper,2012-02-01 This manual covers Mercury Lincoln and Mercury models from 1963 through 1974 This part interchange manual catalogs all parts that can be interchanged among the many FOMOCO models It is designed to help you in the purchase and identification of original equipment parts It should save hours of time locating the parts you need With this manual you will know exactly what parts from which vehicles are identical There may be no need to pay a high price for a supposedly rare part when it may be identical to other FOMOCO Parts The odds of finding the part you need at a salvage yard or swap meet or even to purchase new parts for less This manual may not only save you money it could be a great reference source for your restoration project It includes model identification VIN tag information engine codes transmission identification original factory part numbers and for certain parts casting numbers Listed below the manual is broken down by the major groups and broken down into specific parts for example under the body group it lists everything from bumpers to window regulators Axle Group Shafts Housing Gears etc Bearing Group Pinion Wheel etc Body Group Fenders Grilles Doors Bumpers etc Brake Group Drums Master Cylinders Shoes etc Clutch Group Cover Disc etc Cooling Group Radiator Water Pump etc Electrical Group Alternator Horn Distributor Wiper Motors etc Engine Group Camshaft Crankshafts Heads Manifolds etc Fuel Group Carburetors Fuel Pumps Tanks etc Suspension Group Springs Shocks Tie Rods etc Transmission Group Complete Transmissions Gears Shaft etc Glass Group Windshield Back Window Vent Door Wheel Group Hubs Wheels MERCURY all full size 63 74 Bobcat 74 75 Comet Cyclone 63 74 Cougar 67 74 includes XR7 Meteor 63 74 Montego 68 74 FORD all full size 63 74 Fairlane 63 70 Falcon 63 70 Galaxie 63 74 Maverick 70 74 Mustang 65 74 includes Mach I Boss Pinto 71 74 Ranchero 67 74 Thunderbird 63 74 Torino 68 74 LINCOLN Lincoln 63 74 Continental 63 74 Continental Mark III IV 69 74      **MerCruiser 280 Engine Parts Manual** Brunswick Corporation. Mercury Marine,1976

The book delves into Mercury 200 Efi Parts Diagram. Mercury 200 Efi Parts Diagram is a vital topic that must be grasped by everyone, from students and scholars to the general public. This book will furnish comprehensive and in-depth insights into Mercury 200 Efi Parts Diagram, encompassing both the fundamentals and more intricate discussions.

1. This book is structured into several chapters, namely:

- Chapter 1: Introduction to Mercury 200 Efi Parts Diagram
- Chapter 2: Essential Elements of Mercury 200 Efi Parts Diagram
- Chapter 3: Mercury 200 Efi Parts Diagram in Everyday Life
- Chapter 4: Mercury 200 Efi Parts Diagram in Specific Contexts
- Chapter 5: Conclusion

2. In chapter 1, this book will provide an overview of Mercury 200 Efi Parts Diagram. This chapter will explore what Mercury 200 Efi Parts Diagram is, why Mercury 200 Efi Parts Diagram is vital, and how to effectively learn about Mercury 200 Efi Parts Diagram.

3. In chapter 2, the author will delve into the foundational concepts of Mercury 200 Efi Parts Diagram. This chapter will elucidate the essential principles that need to be understood to grasp Mercury 200 Efi Parts Diagram in its entirety.

4. In chapter 3, the author will examine the practical applications of Mercury 200 Efi Parts Diagram in daily life. The third chapter will showcase real-world examples of how Mercury 200 Efi Parts Diagram can be effectively utilized in everyday scenarios.

5. In chapter 4, this book will scrutinize the relevance of Mercury 200 Efi Parts Diagram in specific contexts. The fourth chapter will explore how Mercury 200 Efi Parts Diagram is applied in specialized fields, such as education, business, and technology.

6. In chapter 5, the author will draw a conclusion about Mercury 200 Efi Parts Diagram. The final chapter will summarize the key points that have been discussed throughout the book.

This book is crafted in an easy-to-understand language and is complemented by engaging illustrations. It is highly recommended for anyone seeking to gain a comprehensive understanding of Mercury 200 Efi Parts Diagram.

<https://splashdogs.com/book/virtual-library/fetch.php/Honda%20Accord%2091%20Check%20Codes.pdf>

## **Table of Contents Mercury 200 Efi Parts Diagram**

1. Understanding the eBook Mercury 200 Efi Parts Diagram
  - The Rise of Digital Reading Mercury 200 Efi Parts Diagram
  - Advantages of eBooks Over Traditional Books
2. Identifying Mercury 200 Efi Parts Diagram
  - Exploring Different Genres
  - Considering Fiction vs. Non-Fiction
  - Determining Your Reading Goals
3. Choosing the Right eBook Platform
  - Popular eBook Platforms
  - Features to Look for in an Mercury 200 Efi Parts Diagram
  - User-Friendly Interface
4. Exploring eBook Recommendations from Mercury 200 Efi Parts Diagram
  - Personalized Recommendations
  - Mercury 200 Efi Parts Diagram User Reviews and Ratings
  - Mercury 200 Efi Parts Diagram and Bestseller Lists
5. Accessing Mercury 200 Efi Parts Diagram Free and Paid eBooks
  - Mercury 200 Efi Parts Diagram Public Domain eBooks
  - Mercury 200 Efi Parts Diagram eBook Subscription Services
  - Mercury 200 Efi Parts Diagram Budget-Friendly Options
6. Navigating Mercury 200 Efi Parts Diagram eBook Formats
  - ePub, PDF, MOBI, and More
  - Mercury 200 Efi Parts Diagram Compatibility with Devices
  - Mercury 200 Efi Parts Diagram Enhanced eBook Features
7. Enhancing Your Reading Experience
  - Adjustable Fonts and Text Sizes of Mercury 200 Efi Parts Diagram
  - Highlighting and Note-Taking Mercury 200 Efi Parts Diagram
  - Interactive Elements Mercury 200 Efi Parts Diagram
8. Staying Engaged with Mercury 200 Efi Parts Diagram

- Joining Online Reading Communities
  - Participating in Virtual Book Clubs
  - Following Authors and Publishers Mercury 200 Efi Parts Diagram
9. Balancing eBooks and Physical Books Mercury 200 Efi Parts Diagram
    - Benefits of a Digital Library
    - Creating a Diverse Reading Collection Mercury 200 Efi Parts Diagram
  10. Overcoming Reading Challenges
    - Dealing with Digital Eye Strain
    - Minimizing Distractions
    - Managing Screen Time
  11. Cultivating a Reading Routine Mercury 200 Efi Parts Diagram
    - Setting Reading Goals Mercury 200 Efi Parts Diagram
    - Carving Out Dedicated Reading Time
  12. Sourcing Reliable Information of Mercury 200 Efi Parts Diagram
    - Fact-Checking eBook Content of Mercury 200 Efi Parts Diagram
    - Distinguishing Credible Sources
  13. Promoting Lifelong Learning
    - Utilizing eBooks for Skill Development
    - Exploring Educational eBooks
  14. Embracing eBook Trends
    - Integration of Multimedia Elements
    - Interactive and Gamified eBooks

### Mercury 200 Efi Parts Diagram Introduction

Mercury 200 Efi Parts Diagram Offers over 60,000 free eBooks, including many classics that are in the public domain. Open Library: Provides access to over 1 million free eBooks, including classic literature and contemporary works. Mercury 200 Efi Parts Diagram Offers a vast collection of books, some of which are available for free as PDF downloads, particularly older books in the public domain. Mercury 200 Efi Parts Diagram : This website hosts a vast collection of scientific articles, books, and textbooks. While it operates in a legal gray area due to copyright issues, its a popular resource for finding various publications. Internet Archive for Mercury 200 Efi Parts Diagram : Has an extensive collection of digital content, including

books, articles, videos, and more. It has a massive library of free downloadable books. Free-eBooks Mercury 200 Efi Parts Diagram Offers a diverse range of free eBooks across various genres. Mercury 200 Efi Parts Diagram Focuses mainly on educational books, textbooks, and business books. It offers free PDF downloads for educational purposes. Mercury 200 Efi Parts Diagram Provides a large selection of free eBooks in different genres, which are available for download in various formats, including PDF. Finding specific Mercury 200 Efi Parts Diagram, especially related to Mercury 200 Efi Parts Diagram, might be challenging as they're often artistic creations rather than practical blueprints. However, you can explore the following steps to search for or create your own Online Searches: Look for websites, forums, or blogs dedicated to Mercury 200 Efi Parts Diagram, Sometimes enthusiasts share their designs or concepts in PDF format. Books and Magazines Some Mercury 200 Efi Parts Diagram books or magazines might include. Look for these in online stores or libraries. Remember that while Mercury 200 Efi Parts Diagram, sharing copyrighted material without permission is not legal. Always ensure you're either creating your own or obtaining them from legitimate sources that allow sharing and downloading. Library Check if your local library offers eBook lending services. Many libraries have digital catalogs where you can borrow Mercury 200 Efi Parts Diagram eBooks for free, including popular titles. Online Retailers: Websites like Amazon, Google Books, or Apple Books often sell eBooks. Sometimes, authors or publishers offer promotions or free periods for certain books. Authors Website Occasionally, authors provide excerpts or short stories for free on their websites. While this might not be the Mercury 200 Efi Parts Diagram full book, it can give you a taste of the author's writing style. Subscription Services Platforms like Kindle Unlimited or Scribd offer subscription-based access to a wide range of Mercury 200 Efi Parts Diagram eBooks, including some popular titles.

### FAQs About Mercury 200 Efi Parts Diagram Books

**What is a Mercury 200 Efi Parts Diagram PDF?** A PDF (Portable Document Format) is a file format developed by Adobe that preserves the layout and formatting of a document, regardless of the software, hardware, or operating system used to view or print it. **How do I create a Mercury 200 Efi Parts Diagram PDF?** There are several ways to create a PDF: Use software like Adobe Acrobat, Microsoft Word, or Google Docs, which often have built-in PDF creation tools. Print to PDF: Many applications and operating systems have a "Print to PDF" option that allows you to save a document as a PDF file instead of printing it on paper. Online converters: There are various online tools that can convert different file types to PDF. **How do I edit a Mercury 200 Efi Parts Diagram PDF?** Editing a PDF can be done with software like Adobe Acrobat, which allows direct editing of text, images, and other elements within the PDF. Some free tools, like PDFescape or Smallpdf, also offer basic editing capabilities. **How do I convert a Mercury 200 Efi Parts Diagram PDF to another file format?**



There are multiple ways to convert a PDF to another format: Use online converters like Smallpdf, Zamzar, or Adobe Acrobats export feature to convert PDFs to formats like Word, Excel, JPEG, etc. Software like Adobe Acrobat, Microsoft Word, or other PDF editors may have options to export or save PDFs in different formats. **How do I password-protect a Mercury 200 Efi Parts Diagram PDF?** Most PDF editing software allows you to add password protection. In Adobe Acrobat, for instance, you can go to "File" -> "Properties" -> "Security" to set a password to restrict access or editing capabilities. Are there any free alternatives to Adobe Acrobat for working with PDFs? Yes, there are many free alternatives for working with PDFs, such as: LibreOffice: Offers PDF editing features. PDFsam: Allows splitting, merging, and editing PDFs. Foxit Reader: Provides basic PDF viewing and editing capabilities. How do I compress a PDF file? You can use online tools like Smallpdf, ILovePDF, or desktop software like Adobe Acrobat to compress PDF files without significant quality loss. Compression reduces the file size, making it easier to share and download. Can I fill out forms in a PDF file? Yes, most PDF viewers/editors like Adobe Acrobat, Preview (on Mac), or various online tools allow you to fill out forms in PDF files by selecting text fields and entering information. Are there any restrictions when working with PDFs? Some PDFs might have restrictions set by their creator, such as password protection, editing restrictions, or print restrictions. Breaking these restrictions might require specific software or tools, which may or may not be legal depending on the circumstances and local laws.

### **Find Mercury 200 Efi Parts Diagram :**

~~[honda accord 91 check codes](#)~~

~~[honda ca 125 manual](#)~~

~~[honda 160 gcv manual](#)~~

**[honda 2015cbr1000rr service manual](#)**

[honda 90cc motor shop manual](#)

~~[honda 25hp outboard parts](#)~~

~~[honda accord 2015 common service manual](#)~~

~~[honda bf 15 water pump change diagram](#)~~

**[homosexuality and pedophilia the cause and cure](#)**

**[honda bf 90 service manual](#)**

**[homework and practice workbook algebra answers](#)**

**[honda accord maintenances](#)**

[honda 03 cr125 manual](#)

**[honda 2012 xr650l service manual](#)**

*honda 600 vlx manual*

## **Mercury 200 Efi Parts Diagram :**

Texas Tracks and Artifacts: Do Texas... by robert-helfinstine Texas Tracks and Artifacts: Do Texas Fossils Indicate Coexistence of Men and Dinosaurs? [robert-helfinstine] on Amazon.com. \*FREE\* shipping on qualifying ... Texas Tracks and Artifacts: Do Texas Fossils Indicate ... Read reviews from the world's largest community for readers. Do Texas Fossils Indicate Coexistence of Men and Dinosaurs? Texas Tracks and Artifacts by Robert Helfinstine | eBook Overview. Ever since Roland T. Bird, curator of the New York Museum of Natural History, visited the Paluxy River near Glen Rose, Texas back in 1928 and took out ... texas tracks artifacts fossils Texas Tracks and Artifacts : Do Texas Fossils Indicate Coexistence of Man and Dinosaurs? by Roth, Jerry D., Helfinstine, Robert F. and a great selection of ... Texas Tracks and Artifacts Jan 27, 2008 — There is no argument that there are fossil dinosaur footprints preserved in the rock; the question concerns the human tracks. Although these ... Do Texas Fossils Indicate Coexistence of Men and ... Texas Tracks and Artifacts: Do Texas Fossils Indicate Coexistence of Men and Dinosaurs? by Robert-helfinstine - ISBN 10: 0615151361 - ISBN 13: 9780615151366 ... Mapping Dinosaur Tracks - Texas Parks and Wildlife Five main track site areas have been mapped within Dinosaur Valley State Park. Each of these areas has named individual track sites. Two types of tracks are ... Dinosaurs In Texas | Preserved Tracks & Fossils Get up close and personal with preserved dinosaur tracks and fossils in Texas. Take the kids out on family friendly adventure and go back in time. Texas Tracks and Artifacts: Do Texas Fossils Indicat... World of Books USA was founded in 2005. We all like the idea of saving a bit of cash, so when we found out how many good quality used products are out there ... Apex English 12 Semester 1 Unit 1 Flashcards A long poem about a hero whose actions affect and reflect an entire nation. Epics have a hero, supernatural figures, cultural values, and a broad setting. Apex english 12 semester 1 answer key pdf: Fill out & sign ... This report aims to answer the following questions: (1) What were the completion rates of all students enrolled in an APEX Learning course from 2014-2015 to ... apex english 12 semester 1 unit 2 Flashcards Study with Quizlet and memorize flashcards containing terms like 2.1.3 unit 2, what do parables and fables have in common?, Which story scenario would most ... apex english 12 sem 1 answers apex english 12 sem 1 answers. 346.6K views. Discover videos related to apex english 12 sem 1 answers on TikTok. apexanswersplug. APEXXX PLUGGGG. Apex ANSWRS!! APEX English 12 SEM 1 Unit 1 Test.docx English 12 11/26/2019 Unit 1 test 1)Homer develops the cyclops through the passage by describing the Cyclops before reaching him in excerpts such as “High ... APEX English 12 Sem 1 - 1.3.9 Grendel.docx - I disagree... I disagree with Angela's point that writing from Grendel's perspective makes him seem more monstrous. I believe, though, that writing from Grendel's ... English 12 apex answers!!! Read description - YouTube Apex English 11 Answer Key Form - Fill Out and Sign ... Apex English 11 Semester 1 Answer Key PDF. Check out how easy it is to complete and eSign documents online using fillable

templates and a powerful editor. APEX Answers to Selected Exercises

$\cancel{\newcommand{\highlight}[1]{\color{blue}{\#1}}}$   $\newcommand{\apex}{\mbox{\hbox{A}\kern -1pt\lower -2pt\hbox{P}\kern -4pt\lower ...}}$  Apex Learning English 12 Sem 1 Quiz-by-Quiz Study Packet I found that my students were struggling going back and forth between the readings and the quizzes / tests, so I created a packet that condenses and summarizes ... Parts list Atlas Copco - Air Compressors Trade Part number - Part number: if no part number is specified, the component is not available as a spare part. A line shown in bold is an assembly. A part of ... Parts Online - Atlas Copco USA Parts Online is a user-friendly platform that allows you to quickly and easily find spare parts for Atlas Copco construction equipment. Parts list - Atlas Copco Stationary Air Compressors GA 75 VSD FF (A/W) - 400V/. 50Hz IEC - ID 245. 8102 1364 40. GA 75 VSD FF (A/W) ... Parts list. Page 34. What sets Atlas Copco apart as a company is our conviction ... Replacement Atlas Copco GA 75 spare parts list - Aida filter Replacement Atlas Copco GA 75 air compressor spare parts price, Atlas Copco GA 75 parts alternative, substitute, service kits spare parts list for GA 75. Atlas Copco Stationary Air Compressors Parts list. Ref. Part number. Qty Name. Remarks. 1010 1622 3798 81. 1. Drain assembly. 1020 0661 1000 38. 1. Seal washer. 1030 1613 8084 00. 1. Pipe coupling. Atlas Copco GA 75 Spare Parts Catalog SN: API625433 2023 ... Dec 9, 2023 — Atlas Copco GA75 Spare Parts Catalog Serial Number: API625433 -2023 Version, GA55 etc parts list latest update. Atlas Copco Ga 75 Parts Other atlas copco ga 75 parts options include motor compressor head, bearing bush, valve plate, valve plate assembly, oil pump, heater, oil return system, sight ... Atlas Copco GA 55 VSD, GA 75 VSD, GA 90 VSD Parts Full List Sep 17, 2021 — In this post, we list all the parts list for Atlas Copco air compressor models: GA 55 VSD, GA 75 VSD, GA 90 VSD. 2901086100: KIT BEARING GA75 2901086100: KIT BEARING GA75. Air Compressor Spare Parts. For price and availability - complete the ...